

XU

Economy Undercounter Dishwasher W 575mm x D 600mm x H 845mm

The Washtech XU is an efficient undercounter dishwasher that is simple to use and easy to maintain. With a powerful wash pump and commercial grade rinse heating system, the XU provides great wash results and consistent hot water (>82°C) sanitisation every cycle. The XU is an ideal option for cafes, busy offices, aged care centres and others who are looking for the full benefits of a commercial undercounter at an affordable price.

With a world class water consumption rate of just 2.2L per cycle, the XU provides excellent wash results with short cycle times, while being economical to run and environmentally friendly. It also features Washtech's hybrid control system – combining IP65 stainless steel switches with tried-and-tested mechanical switchgear and a customisable electronic timer – which ensures long term durability and reliability.

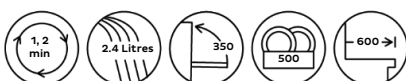
Since 1981 Washtech dishwashers have been constructed from heavy-duty stainless steel, and are engineered specifically for Australian conditions and regulations. Backed by the most extensive service network and spare parts inventory in the region, your Washtech XU will not let you down.

Standard Features

- 60 and 120 second cycles
- Capacity of up to 1,500 glasses / 1,080 plates per hour
- Low water consumption of 2.2 litres per cycle
- Compatible with 500mm racks
- Powerful 0.5HP dishwasher grade wash pump
- Heavy-duty stainless steel construction
- Washtech hybrid controls
- Quick connection including:
 - Water supply hose
 - Detergent and rinse aid pumps with injector lines
 - Drain pump with outlet hose
 - 15 amp plugset
- Upper and lower wash/rinse arms with precision moulded jets
- Easy-clean composite wash filter
- Watermark approved backflow prevention
- Moffat's comprehensive 5-2-1 Warranty

Includes:

- 1 x 500mm dish rack (600 70028)
- 1 x 500mm cup rack (600 70029)
- 1 x cutlery container (C660503)



XU



moffat.com.au
washtech.com.au

Moffat Pty Limited

VIC/TAS/SA

70 Springvale Road
Mulgrave, Victoria 3170
Telephone 03-9518 3888
Fax 03-9518 3833
vsales@moffat.com.au

NSW

Telephone 02-8833 4111
nswsales@moffat.com.au

QLD

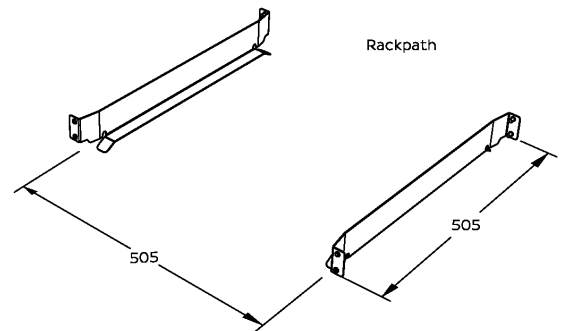
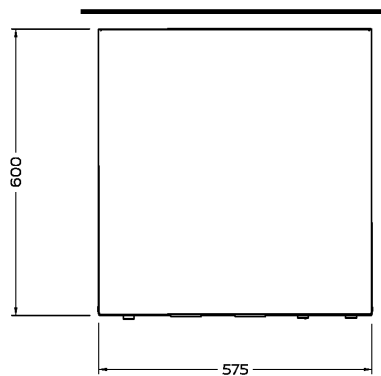
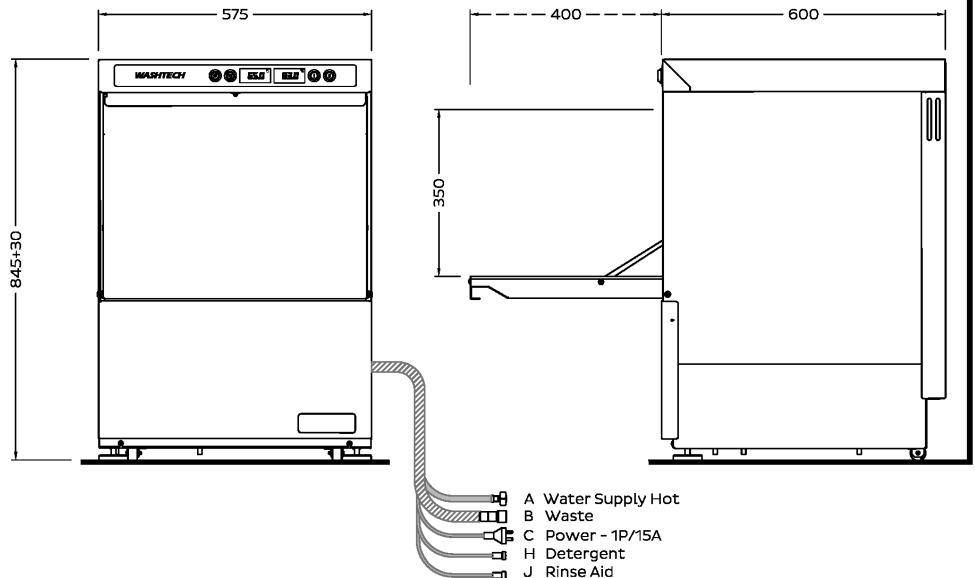
Telephone 07-3630 8600
qldsales@moffat.com.au

WA

Telephone 08-9413 2400
wasales@moffat.com.au

In line with policy to continually develop and improve its products, Washtech reserves the right to change specifications and design without notice.

© Copyright Moffat Ltd
Version: WXU0030 2104



A - Hot Water

Temperature 65°C
Connection 3/4" male; hose supplied
Pressure 200-350kPa
Flow 20 litres per min
Quality Potable - refer table
Backflow Prevention AVB
Consumption 2.2 litres per cycle*

B - Waste

Connection Hose supplied for 38mm open standpipe 750mm high or connection to sink trap

C - Electrical	V	Hz	A/phase	Max kW
Single Phase	230	50	15	3.37

Dimensions

	Machine	Packed
Width (mm)	575	720
Depth (mm)	600	690
Height (mm)	845	970
Weight (kg)	60	77
Volume (m ³)		0.48

Water Quality

	Min	Max
pH	7	8
Hardness (ppm)	20	100
Cl ⁻		100
SO ₄		400
Fe		0.1
Mn		0.5
Cu		0.05
Cl ₂		0.1

Isolating switch must be within 1m of, and not directly behind the machine.

* Water consumption rates may vary based on site conditions.

Refer to operator manual for installation instructions.



an Ali Group Company

