



Eswood

Professional

Warewasher

UT20P

Professional Pot Washer



Eswood

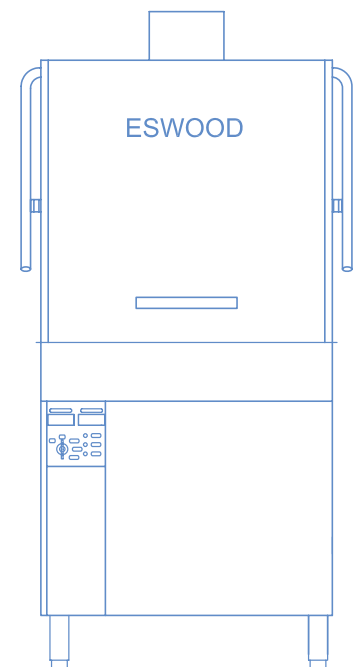
Recirculating Pot Washer

The UT20P machine is specially designed to accommodate pots, pans, baking trays, mixing bowls, bun pans, tote boxes, standard Australian baking trays and kitchen utensils.

Top and bottom revolving wash and rinse arms provide a powerful and thorough wash action, and the new water jet designs with knife-like action, blast and strip heavy baked on dirt from all soiled surfaces. No damage to utensils thanks to wash jet balancing, reducing the need for hold-down devices.

The front operation design provides easy access to the inside of the machine and for loading and unloading.

The UT20P conforms to the highest of health and sanitary standards, meeting FSANZ safe food codes and certifications in HACCP and WaterMark.





Chamber opening up to 540mm clear

Durable stainless steel wash and rinse arms

Independent wash and rinse systems with high volume pumps for powerful wash action

Accurate digital temperature displays

2, 4 & 6 minutes wash cycle times

Machine starts upon a push of a button

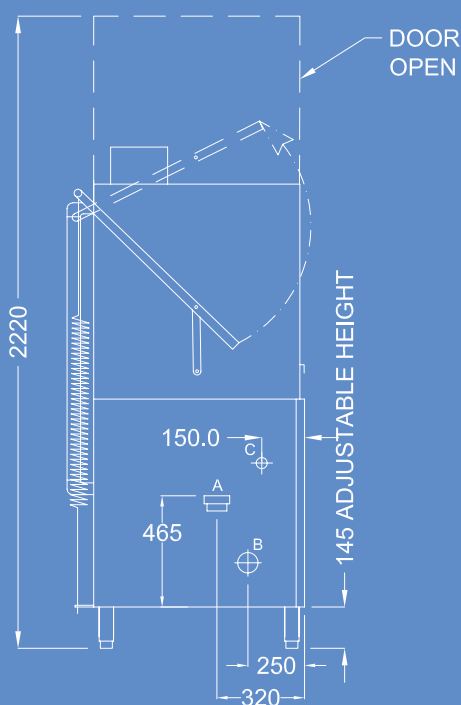
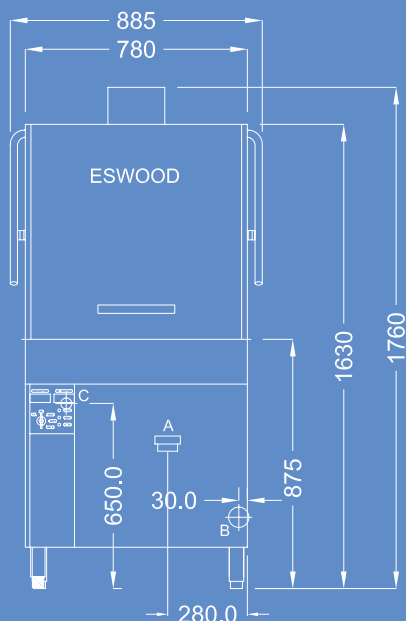
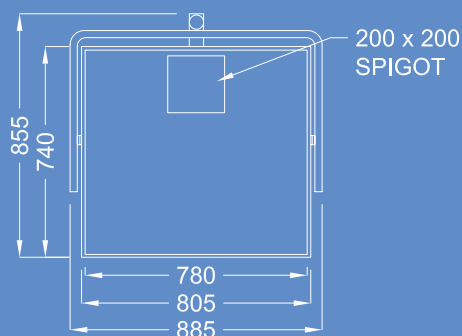
Wash & rinse pump fitted a standard

Operation interlocked to rinse temperature

Pass-Through model available

A. Drain connection 2" BSP Gravity
B. Hot Water Connection 1/2" BSP
C. Electrical connection 3 phase 415V + N

03



UT20P

Professional Pot Washer

UT20P Specifications

DIMENSIONS (WxDxH)	805 x 855 x 1760 mm
HEIGHT WITH DOOR OPEN	2220 mm
WASH CHAMBER (WxDxH)	665 x 630 x 840 mm
RACK SIZE & OPENING (WxDxH)	660 x 610 x 540 mm
WEIGHT	160 kg
ELECTRIC CONNECTION	3 Phase - 415V + V
RATING	13.5 kW
WATER SUPPLY	60°C / 2-4 bar (28-56 psi)
PACKED	1.5m ³
WASH CYCLE	2 mins 4 mins 6 mins
DETERGENT PUMP	Fitted
RINSE AID PUMP	Fitted
DRAIN PUMP	Fitted
WATER CONSUMPTION	5L Cycle
TANK CAPACITY	70L
WATERMARK APPROVAL	WM-022833
HACCP APPROVAL	PE-388-GE-09

Dimensions may change without notice in accordance with product development and design

Proudly Distributed By

eswood.com.au

211-217 Woodpark Road SMITHFIELD NSW 2164

T: 1800 013 123

E: sales@middleby.com.au

ESWOOD

MIDDLEBY AUSTRALIA