

Commercial Tapware



CLEANJET®
STAINLESS STEEL

Exposed Wall Mount Pre-Rinse Unit with Pot Filler

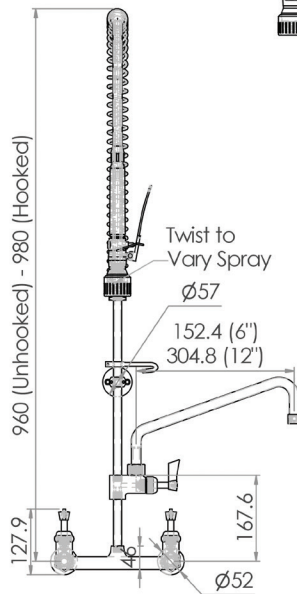
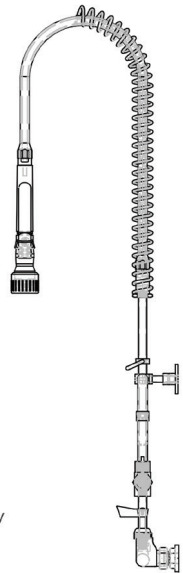
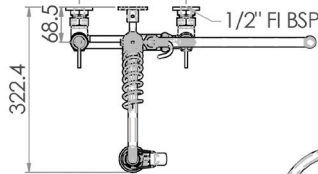


T-3M53449 – 6" pot filler

T-3M53473 – 12" pot filler

- Full stainless steel construction
- Equipped with a water saving 6 star 4LPM variable trigger valve
- Available with 6" or 12" pot filler – 3 star 8LPM
- Fully assembled and bench tested, with a unique traceable serial number
- Working pressure range 150kPa-500kPa
- Maximum operating temperature 80 degrees

Set Out - 200mm Centres



Spreaders rotate to accept variations in Set-Out

