

STGRF15 TOWER COUNTER SERIES CHILLED

COSSIGA

STGRF15-SD

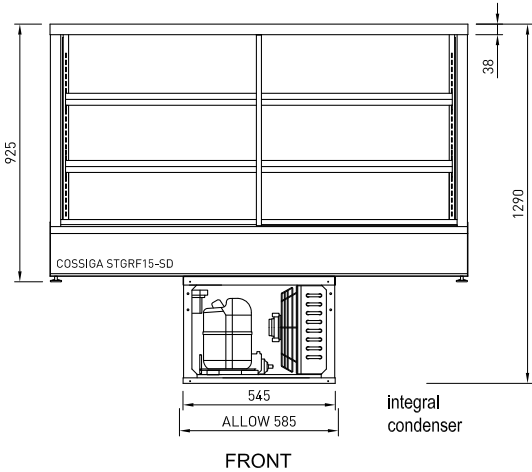
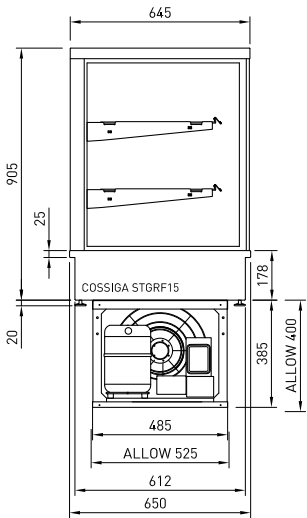
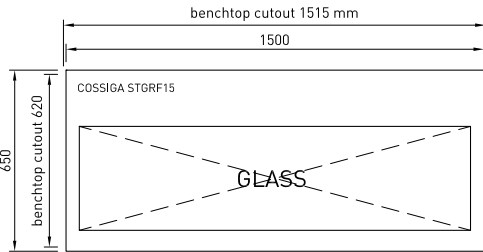


PRODUCT FEATURES

- Heated double glazed glass top, sides and front
- Heated rear sub frame
- Argon filled rear doors
- Sliding rear doors
- Solid front or sliding front doors
- Deck forced refrigeration
- Two adjustable shelves - flat or angled
- Ticket strips on shelves and base

Maximum shelf load weight 15kg spread evenly

STGRF15



CABINET DIMENSIONS & SPECIFICATIONS

Prior to installation see, installation guidelines, ventilation requirements and drainage options documents

MODEL	CABINET			SHELVING	SHELVING	OPERATING TEMP	SHELF	BASE TRAY	TOTAL FOOD	DISPLAY M ²	INTERNAL VOLUME M ³	FREQUENCY	REFRIGERANT	POWER		CONNECTION ELECTRICAL POWER CORD 2200MM		VOLTAGE	PACKED FOR SHIPPING			
	LENGTH [MM]	DEPTH [MM]	HEIGHT [MM]											KW 230V	AMP	NZ/AUS 10 AMP	UK 13 AMP		LENGTH [MM]	DEPTH [MM]	HEIGHT [MM]	WEIGHT
STGRF15 STGRF15-SD	1500	650	925	243	2 + BASE	3-5	1390 X 445	1440 x 415	285	1.67	0.75	50/60 HZ	R290	1.24	5.4	3 PIN PLUG	3 PIN PLUG	220- 240V	1600	730	1450	300