

STGRF12 TOWER COUNTER SERIES CHILLED

COSSIGA

STGRF12-SD

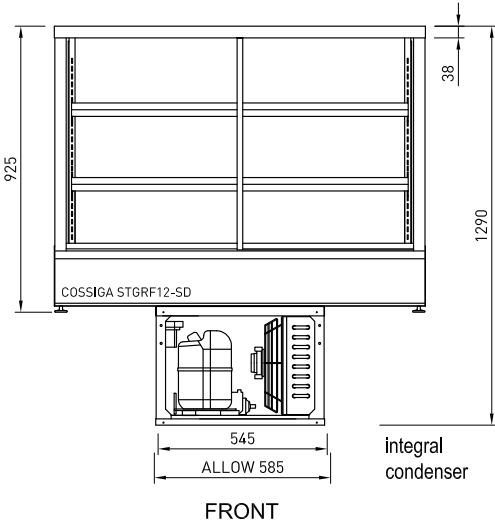
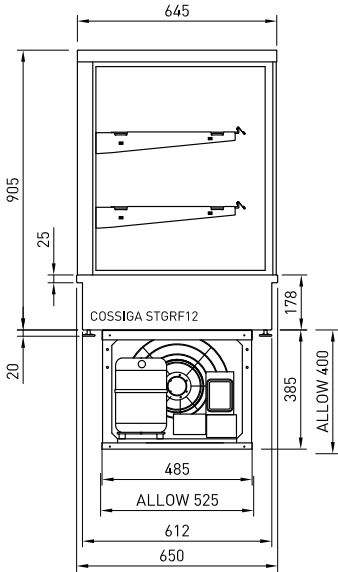
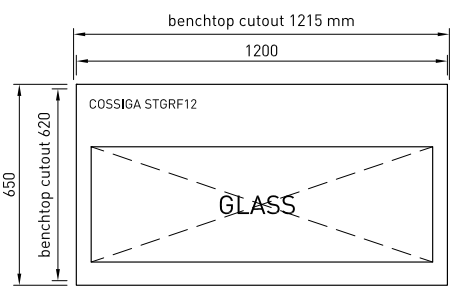


PRODUCT FEATURES

- Heated double glazed glass top, sides and front
- Heated rear sub frame
- Argon filled rear doors
- Sliding rear doors
- Solid front or sliding front doors
- Deck forced refrigeration
- Two adjustable shelves - flat or angled
- Ticket strips on shelves and base

Maximum shelf load weight 15kg spread evenly

STGRF12



CABINET DIMENSIONS & SPECIFICATIONS

Prior to installation see, installation guidelines, ventilation requirements and drainage options documents

MODEL	CABINET			SHELVING	SHELVING	OPERATING TEMP	SHELF	BASE TRAY	TOTAL FOOD	DISPLAY M ²	INTERNAL VOLUME M ³	FREQUENCY	REFRIGERANT	POWER		CONNECTION ELECTRICAL POWER CORD 2200MM		VOLTAGE	PACKED FOR SHIPPING			
	LENGTH [MM]	DEPTH [MM]	HEIGHT [MM]											KW 230V	AMP	NZ/AUS 10 AMP	UK 13 AMP		LENGTH [MM]	DEPTH [MM]	HEIGHT [MM]	WEIGHT
STGRF12 STGRF12-SD	1200	650	925	212	2 + BASE	3-5	1090 X 445	1140 x 415	175	1.32	0.60	50 Hz	R290	1.15	5.0	3 PIN PLUG	3 PIN PLUG	220- 240V	1300	730	1450	219