

STGHT9-SD

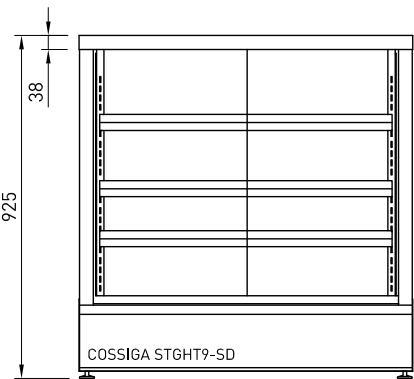
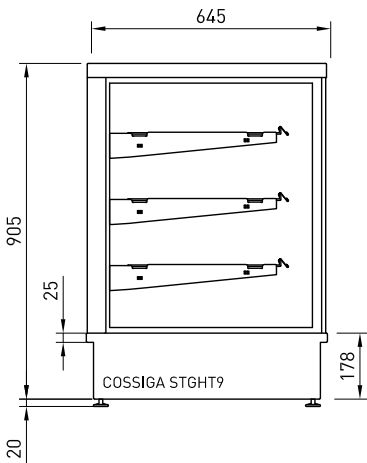
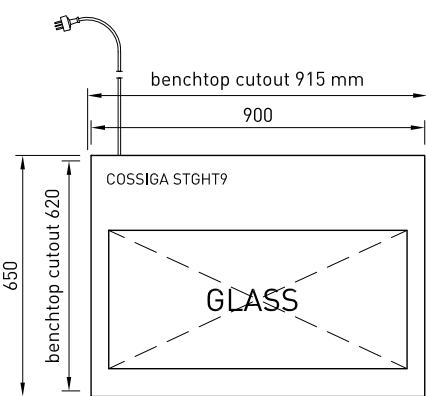


PRODUCT FEATURES

- Deck forced heating
- Single glazed
- Sliding rear doors
- Solid front or sliding front doors
- Three adjustable shelves - flat or angled
- Ticket strips on shelves and base
- Under shelf and canopy LED lights

Maximum shelf load weight 15kg spread evenly

STGHT9



Heated 68°C-78°C

CABINET DIMENSIONS & SPECIFICATIONS

Prior to installation see, installation guidelines, ventilation requirements and drainage options documents

MODEL	CABINET				CUT OUTS	SHELVING		BASE TRAY	TOTAL FOOD	DISPLAY M <sup>2</sup>	INTERNAL VOLUME M <sup>3</sup>	POWER 50 Hz		CONNECTION ELECTRICAL POWER CORD 2200MM		VOLTAGE	PACKED FOR SHIPPING			
	LENGTH [MM]	DEPTH [MM]	HEIGHT [MM]	WEIGHT [KG]		NO.	SIZE W X D	SIZE W X D	100MM UNITS			KW 230V	AMPS	NZ/AUS	UK		LENGTH [MM]	DEPTH [MM]	HEIGHT [MM]	WEIGHT [KG]
STGHT9-SD STGHT9	900	650	925	110	915x620	3+BASE	790 x 440	840 x 415	84	1.27	0.34	1.71	7.4	10 AMP 3 PIN PLUG	13 AMP 3 PIN PLUG	220~240V	1000	730	1100	117